



ODISHA STAFF SELECTION COMMISSION
Unit – II, Bhubaneswar – 751001

No.IIE-121/2022 147(c)/OSSC; Date: 29.05.2023

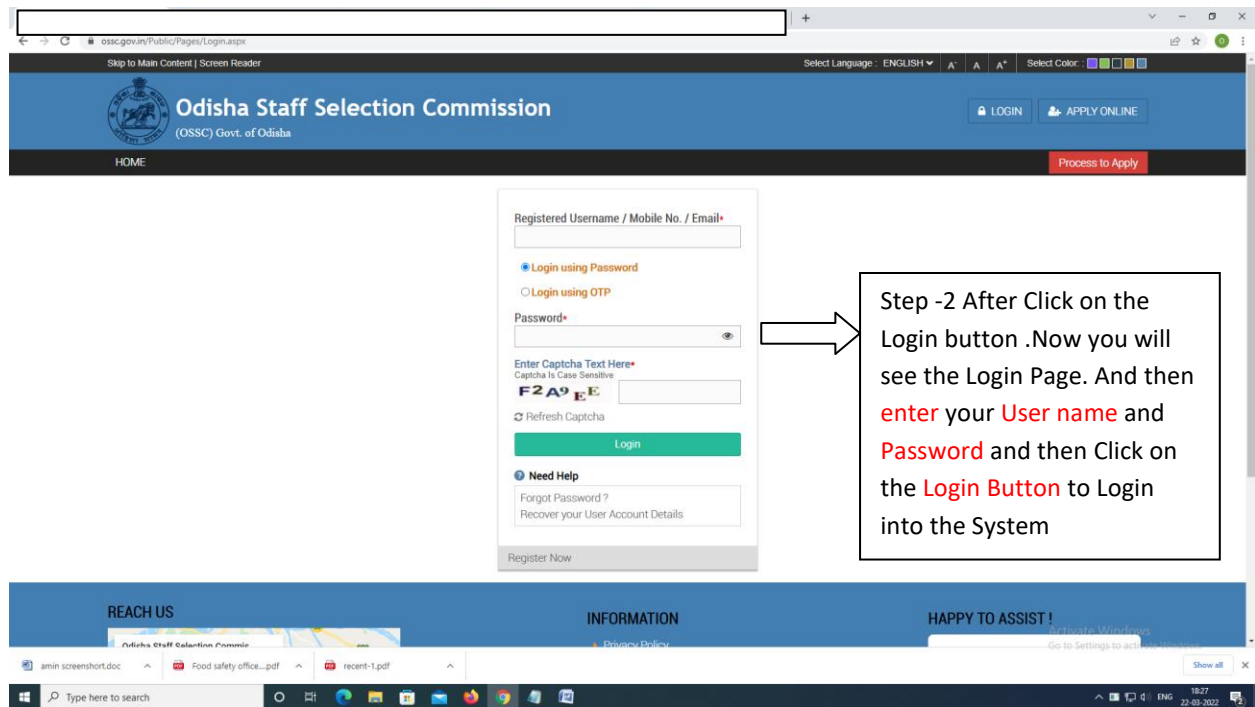
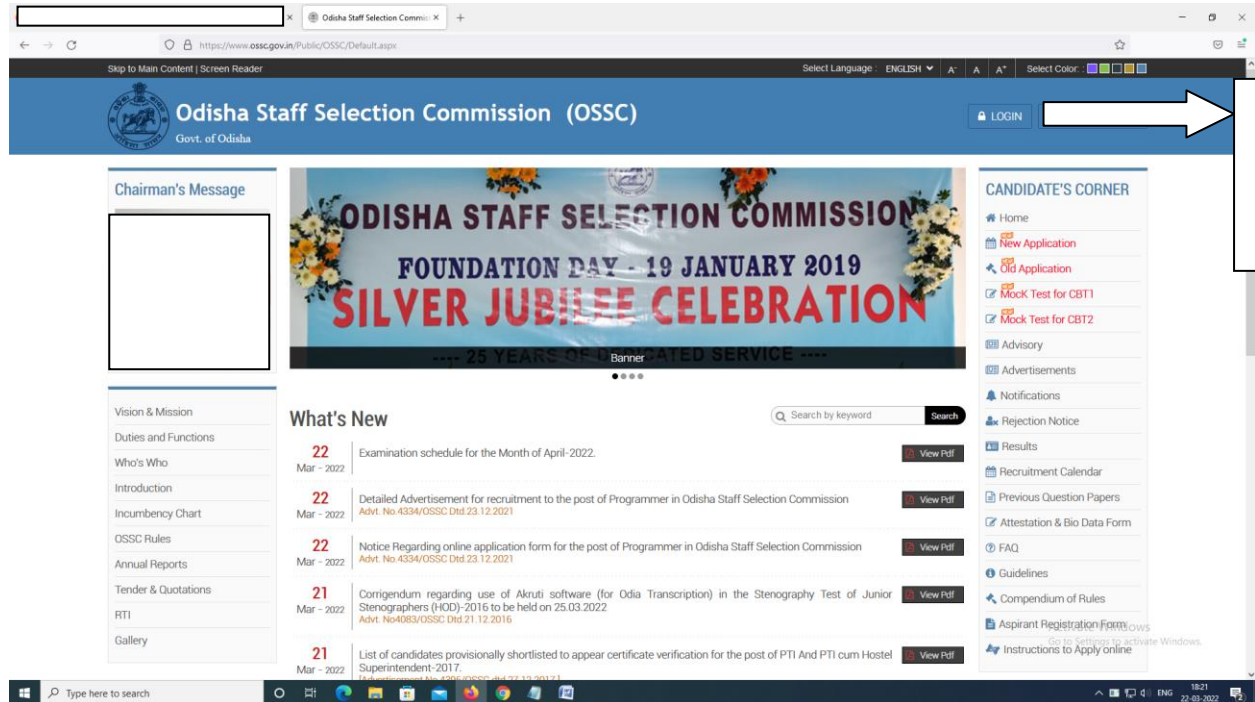
Subject: Provisional Model Answer Key of Preliminary Examination of Combined Graduate Level Examination for Gr-B & Gr-C Specialist Posts/Services-2022.

The candidates who have appeared for the **Preliminary Examination of Combined Graduate Level Examination for Gr-B & Gr-C Specialist Posts/Services-2022** held through OMR sheet on 28.05.2023 (Advertisement No. 7145/OSSC dated 16.12.2022) are hereby informed that the link for **Model Answer Keys** is available in the Candidate's login on the Commission's website "www.osscc.gov.in". The candidates intending to raise objection(s), if any, on the said provisional Answer key may register objection(s) using their user credential by **dt.02.06.2023** positively. Objections received beyond the stipulated date will not be considered. Candidates are advised to refer to the "**User Manual**" attached below.

By order of the Commission

sin
29.05.2023.
Secretary

Answer Key User manual



N.B- If you're unable to get your user Name and password then click on Login Using OTP Button to Login to the system

Answer Key User manual

Odisha Staff Selection Commission
(OSSC) Govt. of Odisha

HOME

Process to Apply

Registered Username / Mobile No. / Email*

☐ Login using Password

☒ Login using OTP

Enter Captcha Text Here:*

E2 SNR3

Refresh Captcha

Generate OTP

Need Help

Forgot Password?

Recover your User Account Details

Register Now

REACH US

Odisha Staff Selection Commis...

View larger map

INFORMATION

Privacy Policy

Usage Terms & Conditions

HAPPY TO ASSIST !

For Technical Assistance call on 0674-2394466

Activate Windows

Go to Settings to activate Windows.

Odisha Staff Selection Commission
(OSSC) Govt. of Odisha

HOME

Process to Apply

Registered Username / Mobile No. / Email*

☐ Login using Password

☒ Login using OTP

OTP sent to

Enter OTP:*

Enter Captcha Text Here:*

Captcha is Case Sensitive

QHY5 SM

Refresh Captcha

Login

Need Help

Forgot Password?

Recover your User Account Details

Register Now

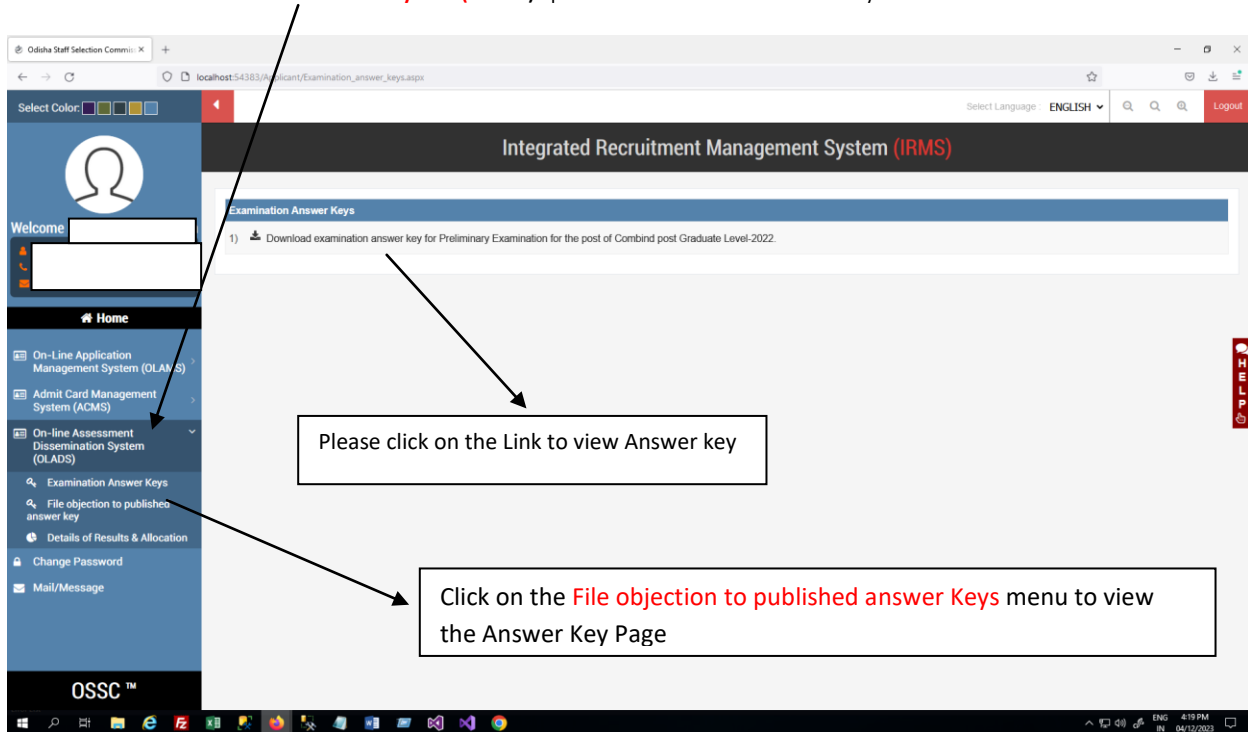
Activate Windows

Go to Settings to activate Windows.

Answer Key User manual

N.B-Now you will be able to view your Welcome Page Like above Mention Image .

click on **On-line Assessment Dissemination System (OLADS)** option to view the Revised Answer key



After Click on **File objection to published answer Keys** candidates will be able to view the page

The screenshot shows the 'File objection against the published Answer Key' form. The form has a title bar 'File objection against the published Answer Key' and a note 'All (*) marked fields are mandatory'. The form contains several fields: 'Candidate's Roll Number', 'Select Post*' (Combined Recruitment Examination for Junior Stenographer-2022-7088), 'Select Test*' (Preliminary Examination), 'Select Paper*' (One Paper), 'Select Subject*' (One Paper), 'Select Question Booklet Set Code*', 'Select Question Number*', 'Answer published in Answer Key*', 'Select purpose of Objection*', and 'Answer Suggested by you*'. There is a text area for 'Enter justification in support of your objection (Maximum 200 characters are allowed)*' with a rich text editor. Below this is a file upload section 'Upload documents in support of your justification' with a 'Choose File' button and a note 'PDF: 250 KB - 500 KB'. At the bottom right, there are 'Save' and 'Reset' buttons. A text box with an arrow points to the 'Save' button, saying 'Click on the Save button to submit the objection'.